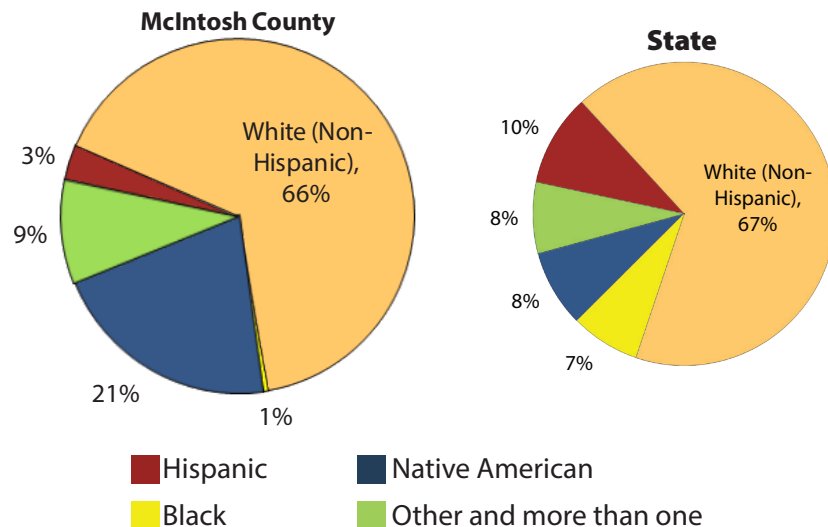
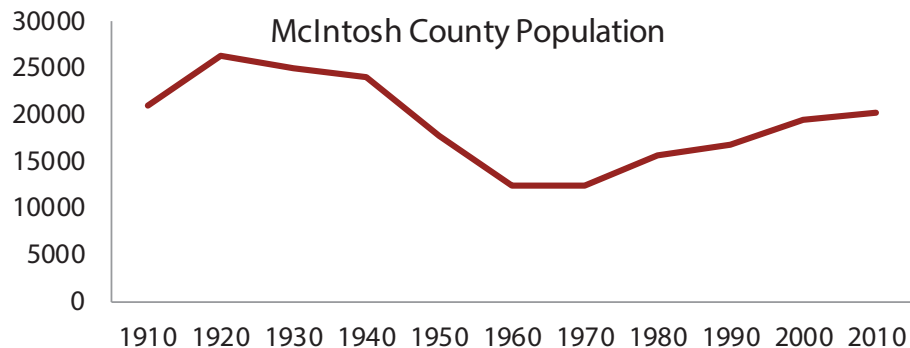




For all measures, a rank of 1st indicates highest and 77th indicates lowest (not best or worst).

### Demographics

Population **20,088** (42nd of 77 counties)



### Economy

Median Household Income **\$38,094** (50th)

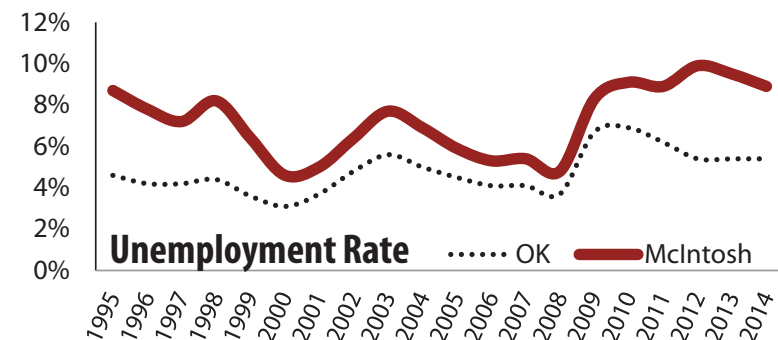
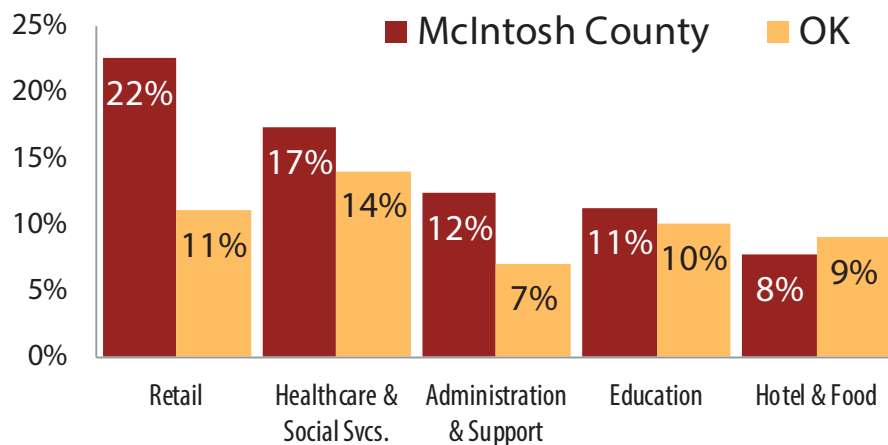
**7%** employed in state and local government (73rd)

**48%** of working-age civilians in labor force (74th)

**34%** of residents receive food stamps (11th)

Top 5 Employment Sectors

**31%** of children live in poverty (16th)

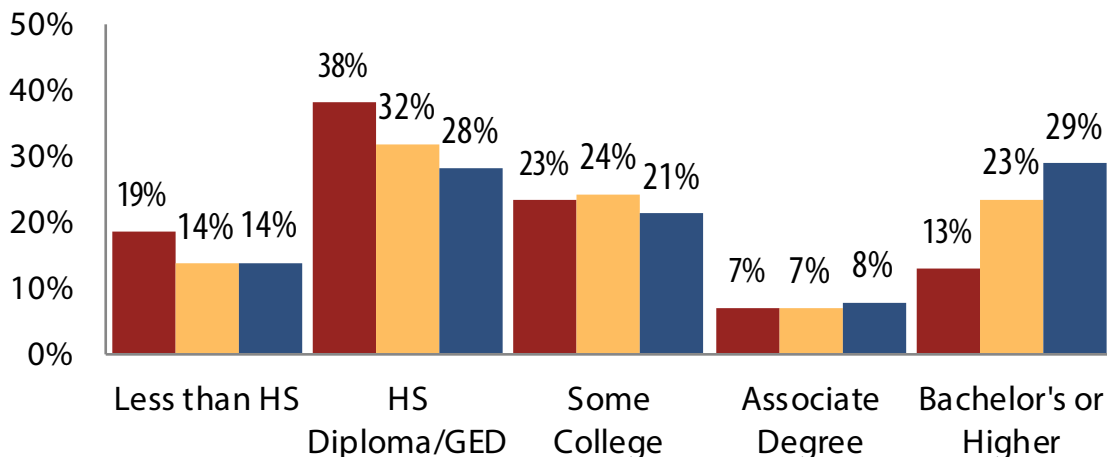


For all measures, a rank of 1st indicates highest and 77th indicates lowest (not best or worst).

### Education

#### Highest Educational Attainment

■ McIntosh County ■ State ■ National



**46%** under 18 yrs. are children of color (10th)

**13 to 1** is the student to teacher ratio (65th)

**81%** of students eligible for free/reduced lunch (5th)

### Health

**28%** of adults smoke (15th)

**24%** of residents under 65 are uninsured (24th)

**35%** of adults are obese (17th)

**63** births per 1000 teenage girls (40th)

**23%** are enrolled in Medicare (2nd)

**7%** are receiving Social Security Disability (2nd)

# 36th

**Overall Healthiest**

All data is the most recent available at time of publication, ranging from 2013 to 2015. For more county level data sheets and source information, visit

[www.okpolicy.org/countystats](http://www.okpolicy.org/countystats)