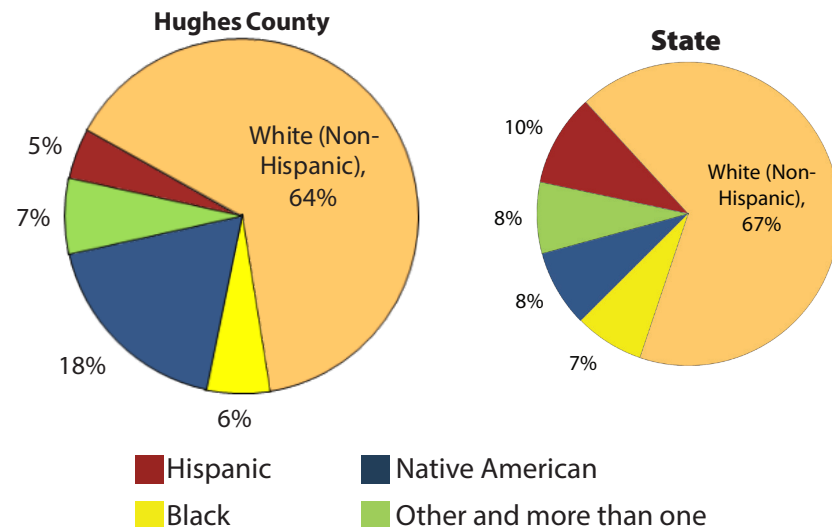
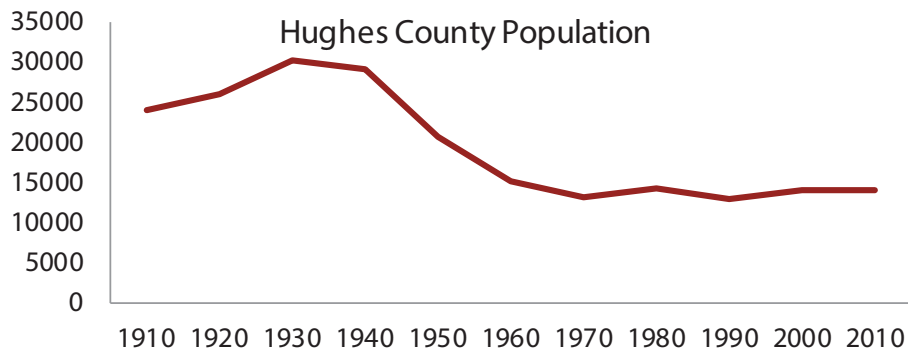




For all measures, a rank of 1st indicates highest and 77th indicates lowest (not best or worst).

### Demographics

**Population 13,806 (48th of 77 counties)**



### Economy

**Median Household Income \$34,656 (69th)**

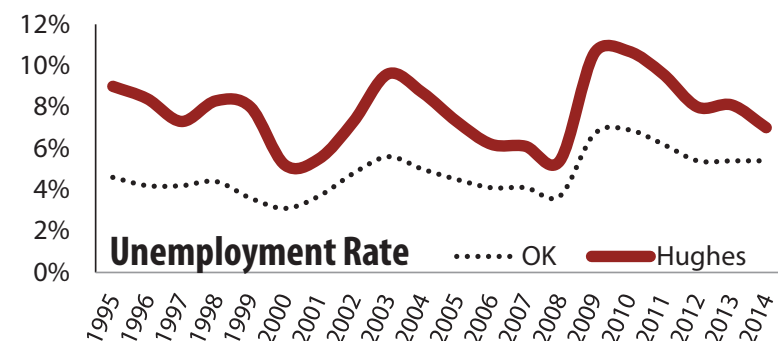
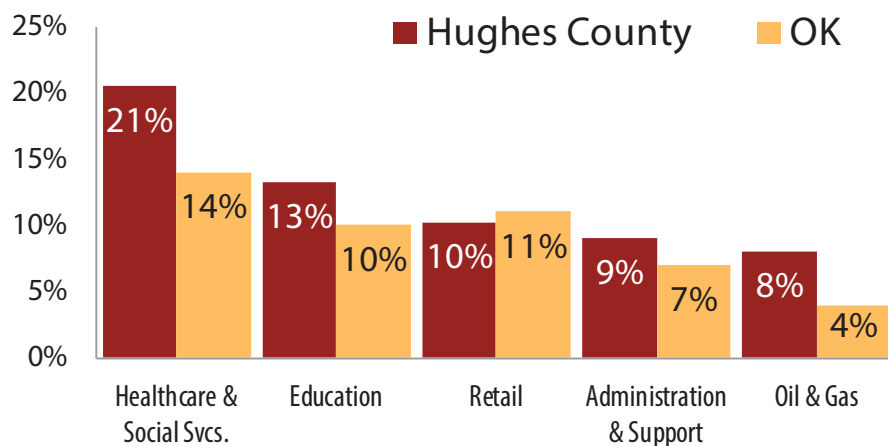
**16% employed in state and local government (38th)**

**47% of working-age civilians in labor force (76th)**

**27% of residents receive food stamps (35th)**

**Top 5 Employment Sectors**

**32% of children live in poverty (13th)**

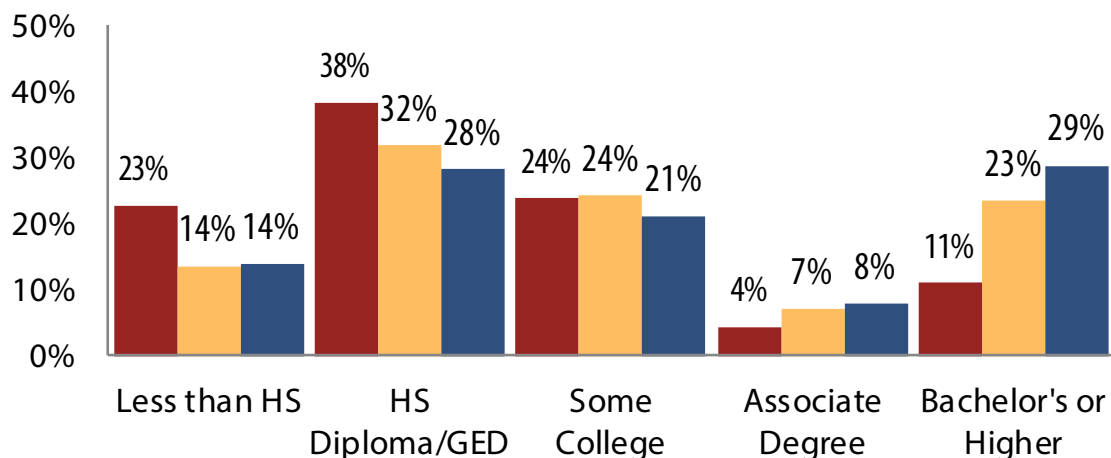


For all measures, a rank of 1st indicates highest and 77th indicates lowest (not best or worst).

### Education

#### Highest Educational Attainment

■ Hughes County ■ State ■ National



**43%** under 18 yrs. are children of color (21st)

**14 to 1** is the student to teacher ratio (59th)

**77%** of students eligible for free/reduced lunch (8th)

### Health

**37%** of adults smoke (2nd)

**25%** of residents under 65 are uninsured (18th)

**35%** of adults are obese (25th)

**70** births per 1000 teenage girls (22nd)

**18%** are enrolled in Medicare (35th)

**5%** are receiving Social Security Disability (23rd)

# 53rd

**Overall Healthiest**

All data is the most recent available at time of publication, ranging from 2013 to 2015. For more county level data sheets and source information, visit

[www.okpolicy.org/countystats](http://www.okpolicy.org/countystats)

