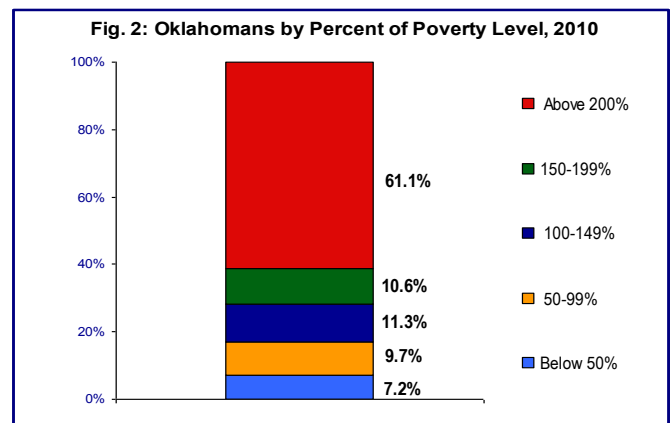
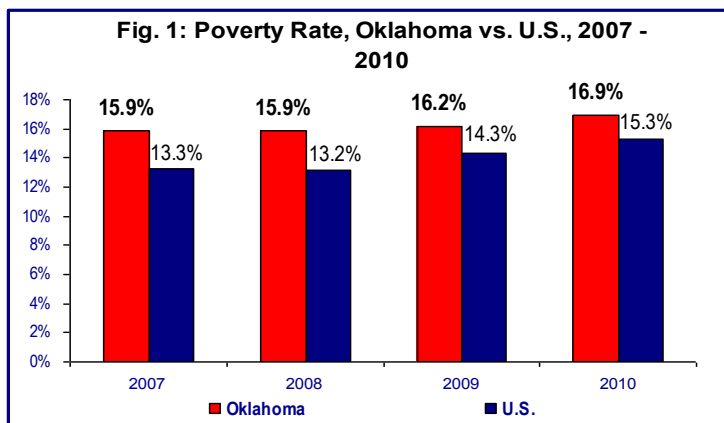


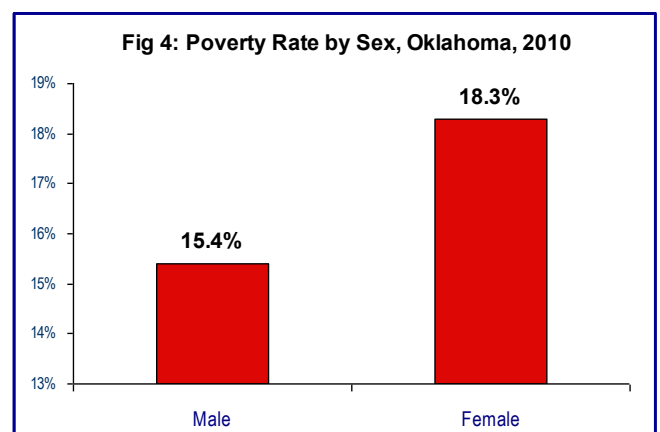
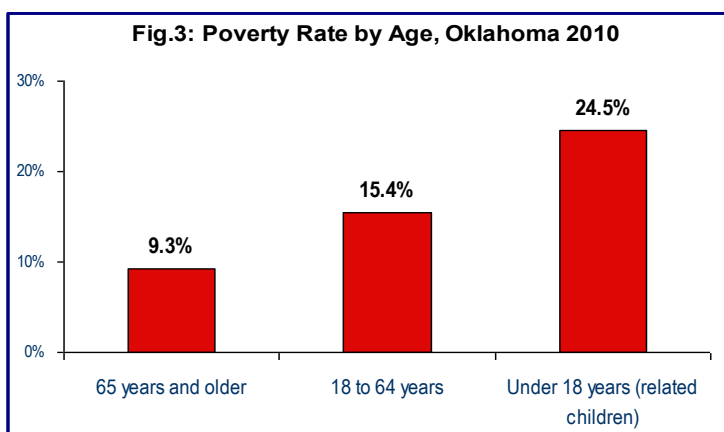
OKLAHOMA'S POVERTY PROFILE: 2010

On September 22, 2011, the US Census Bureau released new state-level data from the American Community Survey on poverty in 2010. This report highlights key aspects of poverty in Oklahoma:

- Some 616,610 Oklahomans, one out of every six (16.9 percent), lived in poverty in 2010. Oklahoma's poverty rate rose from 16.2 percent in 2009. While the state's rate rose less than the national average in 2010, Oklahoma's poverty rate remains 1.6 percentage points above the nation as a whole and was 14th highest among the states (Fig. 1). The poverty level in 2010 was \$22,113 for a family of four.
- The rate of *extreme poverty*— less than half the federal poverty level— is 7.2 percent (Fig. 2).

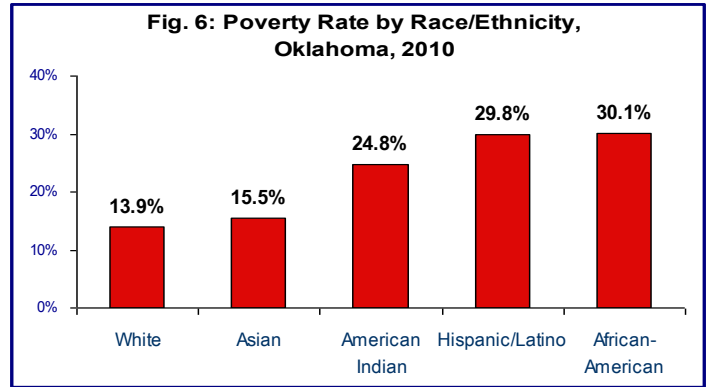
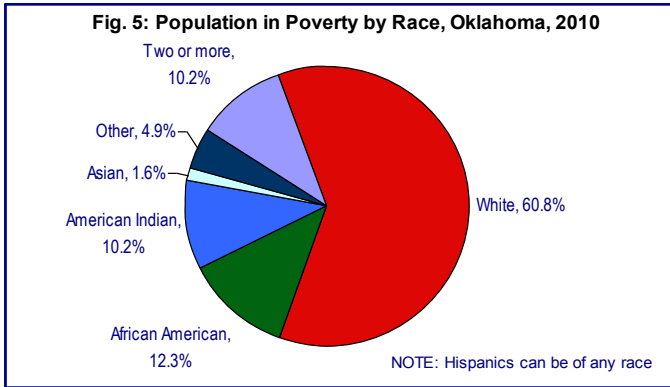


- The poverty rate for children (24.5 percent) is higher than that of working-age adults (15.4 percent) or seniors (9.3 percent). The poverty rate for children rose 2.2 percentage points in 2010 (Fig. 3).
- The poverty rate for women (18.3 percent) is 2.9 percentage points higher than the rate for men (15.4 percent) (Fig. 4).

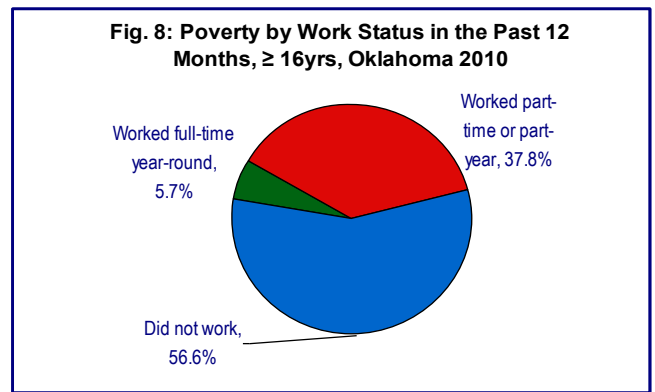
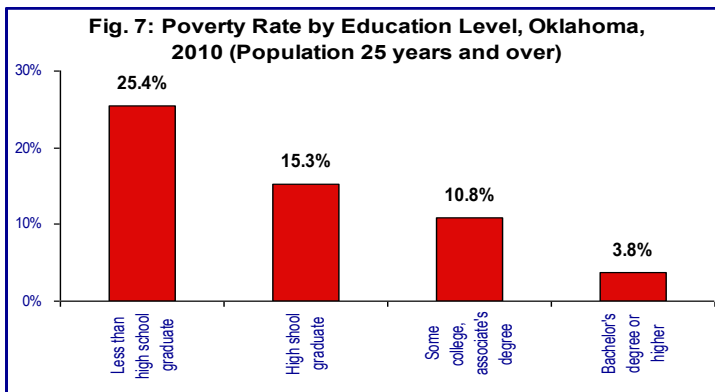


Source: All data from American Community Survey, 2010, U.S. Census Bureau at www.uscensus.gov

- A majority (62.9 percent) of Oklahomans in poverty are White (Fig. 5).
- Within Oklahoma, African-Americans (30.1 percent), Hispanics (29.8 percent), and Native Americans (24.8 percent) have the highest rates of poverty (Fig. 6). The poverty rates for minorities increased by 0.9 percentage points in 2010, while the poverty rate for whites increased by 0.4 percentage point.



- Poverty is closely correlated with education— someone with only a high school degree is four times as likely to be poor as a college graduate, and those without a GED or high school diploma are almost seven times likelier to be poor than college graduates. About a quarter of poor Oklahomans over age 25 (26.9 percent) did not graduate high school.
- Among working-age adults living in poverty, about 2 in 5 (43.5 percent) worked either part-time or full-time in 2010 (Fig. 8).



- Among Oklahoma families with children, families headed by single mothers are four and a half times more likely to be in poverty (45.5 percent) than families headed by married couples (9.9 percent) (Fig. 9).

